

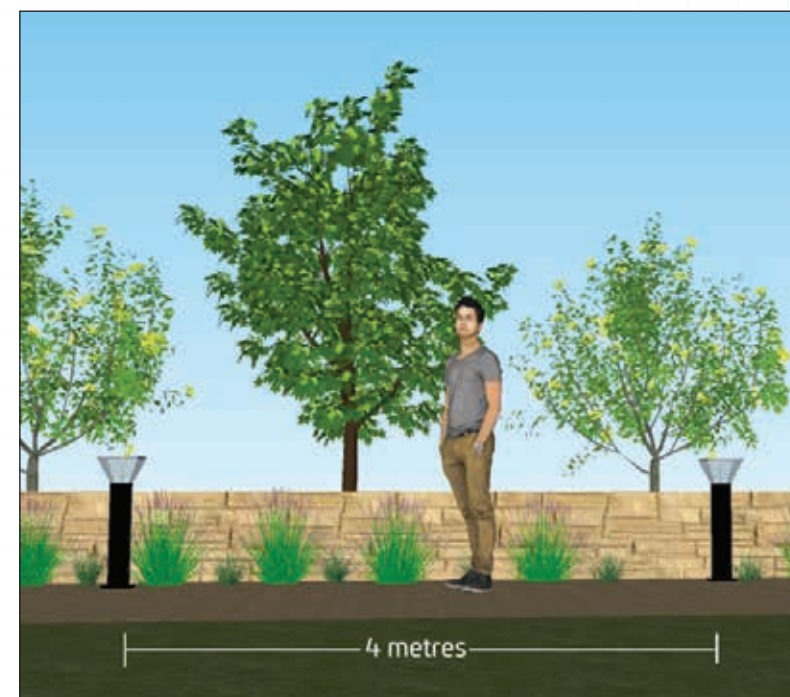
Solar Light Bollard Range

SKU SOLB002


• Installation service available in Sydney, Melbourne, Brisbane and Perth



Suitable to bolt to most hard surfaces



Solar panel including light sensor



Andromeda Solar Powered Light Bollard

Features

- Commercial grade solar bollard
- 10 to 12 hour light output
- Warranty: 3 year warranty for faulty workmanship or component failure not influenced by external means
- Ideal for illuminating walkways at night
- Automatic light sensor turns LEDs on and off
- High quality inbuilt lithium battery
- Requires 10-12 hours initial charging prior to use
- IP65 compliant

Specifications

- | | | | |
|---------------|--------------------------|----------------|--------------------------------------|
| • Colour | Dark grey | • Solar Panel | 9V 6watts (220mmx 200mm) |
| • Charge Time | 4-6 hours | • Light Source | 36 high intensity LEDs |
| • CCT | 4000K (cool white) | • Working Time | 10-12 hours per night |
| • Size | 800mmH x 275mmW top | • Battery | 7.4V/4400mah inbuilt lithium battery |
| • Brightness | Approx. 300 lumen output | • Material | Aluminium, polycarbonate diffuser |

What is a Lumen?

In simple terms, Lumens are a measure of the total amount of visible light from a lamp or light source. The higher the lumen rating, the "brighter" the lamp will appear.

How does this compare with other light sources?

- Familiar examples
- A typical 4 x D cell battery maglite will emit approx. 70 lumens
 - The average Bunnings style path light using 2-3 LEDs emits 15-18 lumens
 - A 25W incandescent globe emits approximately 160 lumens

• Solar Panel

• Patterned light diffuser

• Approx. 300 lumen output

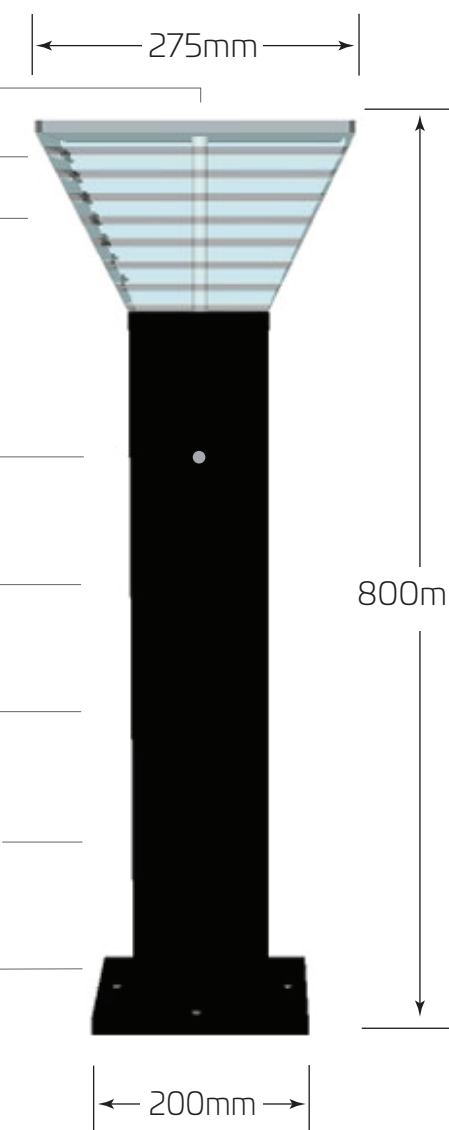
• Concealed on/off button

• Inbuilt lithium battery


• Stem diameter 140mm

• Anti corrosive aluminium body

• Bolt-down installation



36 LEDs encased in patterned diffuser



3 x M12mm fixings (not included)



1300 76 44 77

www.bollards.com.au email: sales@pws.com.au

